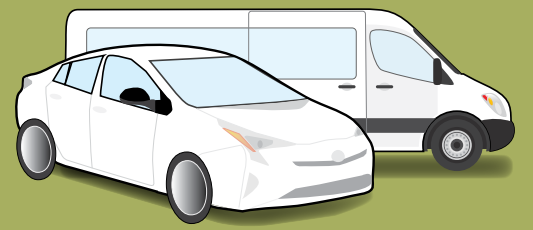


# WHAT ARE THE RANGE OF TRANSIT OPTIONS?

Transit service isn't one-size-fits-all. Different types of mobility solutions can help meet the needs of different users:

## RIDEHAILING AND MICROTRANSIT

- On-demand, door-to-door service provided by companies like Uber and Lyft
- May be confined to a designated service area
- Trips are requested using a smartphone app, and can be private or shared with other travelers
- Works well in lower-density areas, for making "first/last mile" connections to other transportation options, and for riders with limited walking capability,




Up to 7 Passengers per Vehicle

ADA Accessible

## RIDESHARING SERVICES

- Matches commuters with similar travel patterns into groups to share a ride to work
- Vehicles may be private or borrowed from a city or transit agency, and drivers are regular users (rather than professional drivers)
- Costs are shared among the ride-sharers
- Works well in lower-density areas and for regular commutes to employment centers

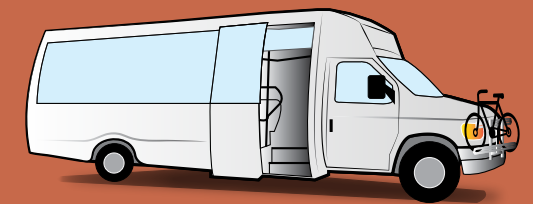


Up to 7 Passengers per Vehicle

ADA Accessible

## DEMAND RESPONSE

- Publicly operated service providing door-to-door trips within a specified service area
- Typically requires riders to make reservations in advance
- Works well in lower-density areas and for riders with limited walking capability




Up to 12 Passengers per Vehicle

ADA Accessible

## LOCAL CIRCULATOR

- Typically uses a fixed route making frequent stops, with trips every 30 to 60 minutes
- Routes are designed to directly serve major activity centers to provide access to a variety of local destinations
- Works well for riders without reliable car access and students




Up to 24 Passengers per Vehicle

ADA Accessible

## FEEDER

- Provides an easy connection to a transit station where riders can transfer to other bus or rail service
- Schedule can be synchronized with connecting services to minimize wait times
- Works well for commuters on a typical work schedule and for riders without reliable car access




Up to 30 Passengers per Vehicle

ADA Accessible

## EXPRESS BUS

- Runs during the morning and evening commute periods
- Provides connections to major employment centers, and typically includes several local pick-up and drop-off locations with non-stop service in between
- Works best for commuters with a typical work schedule and for large regional employers




Up to 40 Passengers per Vehicle

ADA Accessible

## COMMUTER RAIL

- Regional train service that runs all day, with more frequent service during the morning and evening commute periods
- Provides fast travel between major destinations within the region, with stops typically spaced between 1 and 5 miles apart
- Works best for commuters with a typical work schedule and for accessing large regional destination



Up to 200 Passengers per Vehicle

ADA Accessible